

# Madubin Kallon rana: Umarni domin amfani



*Cikakken kisfewar rana*

*Litinin, 21 ga Ogusta 2017*



## TERMS AND CONDITIONS FOR USE OF SOLAR VIEWER

**Please read these Instructions for Use carefully before using the Solar Viewer. Your purchase and use of the Solar Viewer constitutes your agreement to these terms and conditions. Failure to follow these Instructions for Use may result in serious personal injury, including permanent eye damage. If you do not understand these Instructions or cannot follow them diligently and completely, then you should not look at the Sun at any time, with or without a Solar Viewer.**

The term "Solar Viewer" refers to the special cardboard-and-polymer optical products, marked "SAFE FOR DIRECT SOLAR VIEWING", manufactured by Rainbow Symphony of Reseda CA, and sold by Eclipse2017.org for the purpose of viewing the Sun during the solar eclipse of August 21, 2017, by or under the direct supervision of a person 18 years of age or above and in accordance with these Instructions for Use.

Observing the Sun directly, without the benefit of eye protection provided by the Solar Viewer, will likely result in serious personal injury, up to and including permanent eye damage and blindness. When these Instructions for Use are followed completely and precisely, the undamaged and unmodified Solar Viewer has been proven to be safe and effective in allowing direct, short-term, viewing of the Sun. If these Instructions for Use are not followed, or if damaged or modified Solar Viewers are used, permanent eye injury could result.

You should never look directly at the Sun, with or without the aid of the Solar Viewer, if you have any temporary or permanent medical or other condition which either (1) prevents your use of the Solar Viewer according to these Instructions for Use, or (2) which predisposes you to an increased or special risk of incurring, worsening, or contributing to the effects of any optical or other medical, health, or other condition, by looking or attempting to look at the Sun.

You should never attempt to perform any other activity (such as driving or walking) while using the Solar Viewer.

You agree that if you let others use the Solar Viewer, you will provide each such user with a copy of these Instructions for Use and will make sure such user reads and understands the Instructions for Use before using the Solar Viewer.

By using the Solar Viewer to view the Sun, you agree with the following:

- (a) you understand these Instructions for Use completely;
- (b) you understand and accept the risks associated with improper use of the Solar Viewer;
- (c) you accept full responsibility for, and assume all risks associated with, the act of viewing the Sun, with or without the use of the Solar Viewer; and
- (d) the Solar Viewer is fragile and any damage to it or modification of it will render it immediately and permanently unusable for its intended purpose.

### Release and Limitation of Liability

By way of purchasing and using the Solar Viewer, you are irrevocably releasing, indemnifying, and holding harmless the manufacturer and seller from any liability, loss, claim and expense (including attorneys fees), including but not limited to bodily injury or other personal harm, which may result from using the Solar Viewer under any circumstances or conditions and irrespective of jurisdiction. Neither the manufacturer nor the seller will be responsible for any damages of any kind, irrespective of reasons, conditions or circumstances, including malfunctioning of the Solar Viewer. All risks associated with using the Solar Viewer rest solely and entirely with the user, irrespective of whether the Solar Viewer is used by the original purchaser or any third party. You fully understand and assume the risks in using the Solar Viewer. You confirm that you have read this release of liability and fully understand its terms and that you have given up substantial rights by purchasing and using the Solar Viewer.

THE MANUFACTURER AND SELLER OF THE SOLAR VIEWER MAKE NO WARRANTY OF ANY KIND, EXPRESSED OR IMPLIED, WITH RESPECT TO THE SOLAR VIEWER, INCLUDING BUT NOT LIMITED TO THE IMPLIED WARRANTIES OF MERCHANTABILITY, FITNESS FOR A PARTICULAR PURPOSE, AND NON-INFRINGEMENT. NEITHER THE MANUFACTURER NOR THE SELLER SHALL BE LIABLE FOR ANY OTHER DAMAGES, INCLUDING BUT NOT LIMITED TO DIRECT, INDIRECT, INCIDENTAL, SPECIAL, CONSEQUENTIAL, OR EXEMPLARY DAMAGES, WHETHER IN AN ACTION IN CONTRACT OR TORT (INCLUDING NEGLIGENCE AND STRICT LIABILITY), SUCH AS, BUT NOT LIMITED TO, LOSS OF ANTICIPATED PROFITS OR BENEFITS RESULTING FROM, OR ARISING OUT OF, OR IN CONNECTION WITH THE USE OR FURNISHING OF THE SOLAR VIEWER OR THE PERFORMANCE, USE OR INABILITY TO USE THE SAME, EVEN IF THE MANUFACTURER OR SELLER HAS BEEN ADVISED OF THE POSSIBILITY OF SUCH DAMAGES. IN NO EVENT WILL THE MANUFACTURER'S OR SELLER'S TOTAL LIABILITY EXCEED THE PRICE PAID FOR THE PRODUCT.

### Note Regarding Translations

[Translations](#) of these Instructions for Use into various languages are provided "AS-IS" and solely for the convenience of the reader. Eclipse2017.org has made reasonable efforts to ensure the accuracy of the Translations; however, in the event of any perceived discrepancy in meaning or interpretation between the English version and any Translation, the English version will prevail. You should not act in reliance on anything contained in any Translation of these Instructions for Use, but should refer to the official English version.

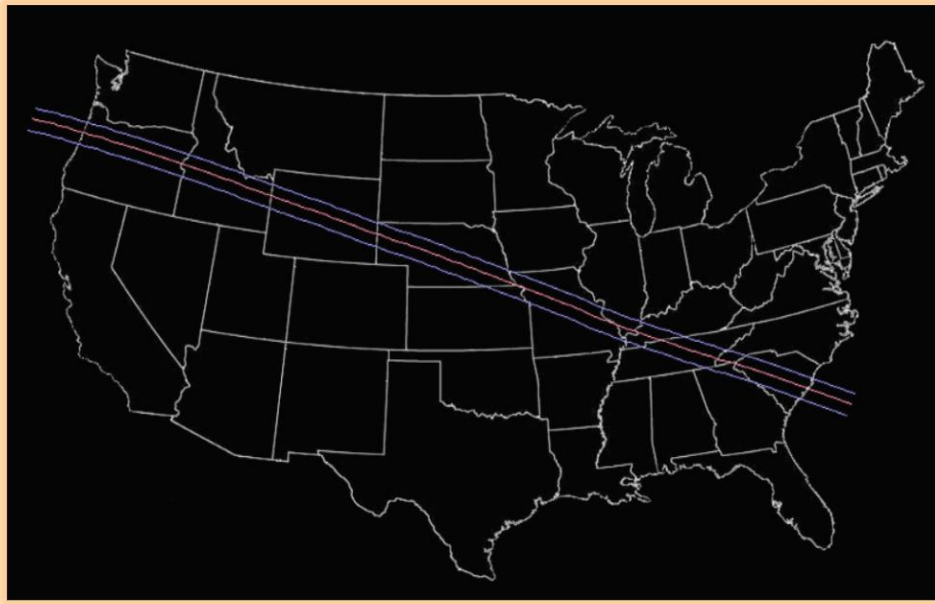
## **CIKAKKEN KISFEWAR RANA – 21 ga Ogusta 2017**

### **Barka da zuwa Amurka!**

Mun yi farin ciki daka zaɓi ziyartar kasarmu domin shaida cikakken kislewar rana, kuma muna yiwa kowa fata na ganin wannan babban al'amari lafiya!

*Muna bayarda umarni da Hausa domin jin dadinku. Bayani na umarni da aka bayar da Turanci, jagoranci da kuma ka'idoji ("Umarni"), tushen bayani ne cikakke da kuma jagoranci domin yin amfani da madubin kallon rana kai tsaye ba tare da kuskure ba. Za a iya samun umarnin a <http://tinyurl.com/viewer-instructions>, kuma ya zama wajibi ka karanta, ka gane kuma ka bisu domin yin amfani da Madubin Kallon Rana. **Kin bin wannan umarni na iya jawowa mutum babban lahani.***

Masana ilimin taurari sun kira wannan kislewa ta watan Ogusta 21, 2017 "cikakkiyar kislewa", to amma domin ganin cikakkiya, dole ka kasance a wani siririn wuri wanda ya ratsa kasar Amurka (wanda ake kira "kwararon ganin cikakkiyar kislewa"). Idan baka wannan hanyar, zaka iya ganin wani bangare ne na kislewar! Sabo da haka, yana da matukar mahimmanci ka sani ko kana kwararon ganin cikakkiyar kislewa, kuma za a yi bayanin yadda zaka yi amfani da shi ba da dadewa ba.



*Kwararon Ganin Cikakkiyar Kislewa*

## **BAYANIN FARƘO A TAKAICE**

## **CIKAKKEN UMARNI**

Sunan "Madubin Kallon Rana", kamar yadda aka yi amfani da shi a wannan bayani, yana wakiltar "Solar Viewer" wanda aka yi bayaninsa a shafin farko na sharuɗɗa da kuma wasu wurare da aka yi amfaji da shi a wannan bayani.

Yin amfani da Madubin Kallon Rana domin kallon rana na kunshe da yarjejeniya kan wasu dokoki. Ya zama wajibi ka bi duk umarnin gaba ɗaya kuma dai dai da kuma duk dokoki da jagoranci dake kunshe a cikin dokokin, domin yin amfani da Madubin Kallon Rana domin kallon rana a kowane lokaci. Idan baka gane dokokin ba, ko kuma idan ba zaka iya binsu gaba ɗaya ba kuma dai dai, ko kuma baka amince da sharuɗɗansu ba, ana baka umarni da kuma shawara kada ka jarraba kallon rana a kowane lokaci ta kowace irin hanya.

## MADUBIN KALLON RANA BAYANIN FARKO A TAKAICE

An dunkule wannan Bayani na farko daga [cikakken bayani da aka tsara a harshen Hausa](#), wanda ya zama wajibi a karantashi kuma a bi umarninsa baki daya domin yin amfani da Madubin Kallon Rana don ganin kisfear.









- 1) Duba inda kake a <http://tinyurl.com/find-times> domin ganin ko kisfear zata zama cikakkiya ko kuma a'a a nan, da kuma bayani na takaitaccen lokaci na bangare da (in zai ywu) cikakkun bangarori na wurin da kake.
- 2) Kisfewa cikakkiya wani lamari ne mai ban sha'awa, amma zaka ji dadin ganin cikakke ne idan kana wurin da ake kira "kwararon ganin cikakkiyar kisfewa" – wanda yake da kimanin fadin mil dari kawai. Idan ba zaka iya ganin cikakke daga inda kake ba, muna baka shawara ka tafi wurin da yake cikin kwararon ganin cikakkiyar kisfewa!
- 3) Domin yin amfani da Madubin Kallon Rana don ganin kisfewa, riƙe madubin na Kallon Rana a kan idanunka, ta yadda zaka karesu gaba daya daga kallon Rana kai tsaye.
- 4) Yaushe ake amfani da Madubin Kallon Rana domin kallon Rana:
  - a. Idan kisfear **BA ZATA** zama cikakkiya ba a wurin da kake, ka kalleta ta Madubin Kallon Rana a koda yaushe. **ZAKA SAKA KANKA CIKIN LAHANI NA HAR ABADA GA IDANUWANKA IDAN KA KALLI RANA BA TARE DA CIKAKKEN TSARO BA!**
  - b. Idan kisfear **ZATA** zama cikakkiya a wurin da kake, ya zama **WAJIBA** ka kalli rana ta Madubin Kallon Rana lokacin da wani bangare na hasken kaskon rana – koda wani shashi ne kafan – zaka iya gani. **ZAKA SAKA KANKA CIKIN LAHANI NA HAR ABADA GA IDANUWANKA IDAN BAKA BI WA'DANNAN DOKOKI BA!**
    - i. To amma, **cikin wani dan takaitaccen lokaci na cikakke KAWAI**, lokacin da gaba daya babu wani bangare na hasken kaskon Rana da ya bayyana, zaka iya kallo kai tsaye zuwa cikakkiyar kisfear ba tare da Madubin Kallon Rana ba.
    - ii. Hakika, idan ka jarraba amfani da Madubin Kallon Rana domin kallon Rana lokacin cikakke, ba zaka ga komai ba gaba daya!
    - iii. **WAJIBI** ne ka koma amfani da Madubin Kallon Rana bayan cikakke ya wuce, kuma hasken kaskon rana ya dawo kamar yadda aka saba ganinsa.
- 5) Karin bayani,

**LOKACIN DA WANI BANGARE NA HASKEN KASKON RANA YA BAYYANA, WAJIBI KA YI AMFANI DA MADUBIN KALLON RANA DOMIN KALLON RANA!**

## CIKAKKEN UMARNI DOMIN AMFANI DA MADUBIN KALLON RANA

Farko, akwai wasu kalmomi da ya kamata ka gane!

Ga kowace kisfewa, da kuma kowane wuri a duniya, akwai sunaye da ake bayarwa ga lokutan da wasu mahimman lamura suka afku. Ana kiran waɗannan da:

<i>Sunan Lamari</i>	<i>Bayanin Lamari</i>	<i>Yadda Siffarsa Take</i> (domin cikakkiyar kisfewa)	<i>Yadda Siffarsa Take</i> (domin kisfewa wadda ba cikakkiya ba)
<b>C1</b>	Farawar lokacin da ba cikakkiya ba		
<b>C2</b>	Farawar cikakkiya		** Bai afku ba! **
<b>Kisfewa Tsaka-tsaki</b>	Tsaka da kisfewa		
<b>C3</b>	Karshen cikakkiya		** Bai afku ba! **
<b>C4</b>	Karshen lokacin da ba cikakkiya ba		

## 1) UMARNI GABA DAYA DOMIN AMFANI DA MADUBIN KALLON RANA

- 1) [inda ya dace] Bude Madubin Kallon Rana cikin nutsuwa.
- 2) Kare Madubin Kallon Rana lokacin da baka amfani da shi.
- 3) Duba Madubin Kallon Rana a duk lokacin da zaka yi amfani da shi; idan ledar gilashin madubin ta sami lahani ko ta tsage ta kowace hanya, yanka Madubin Kallon Rana kuma ka lalata shi, sannan [ka nemi musanya da wanda bai lalace ba](#).
- 4) Idan ledar gilashin ta lalace ta kowace hanya, kada ka yi amfani da Madubin Kallon Rana domin kallon Rana a kowane lokaci.
- 5) Kada ka cire ledar gilashin daga jikin Madubin Kallon Rana, kuma kada ka yi amfani da ledar gilashin daka cire ta kowace hanya domin kallon Rana.
- 6) Gilashin Madubin Kallon Rana wanda aka saka dai dai kuma wanda bai sami lahani ba zai kare haske mai hadari wanda za a iya gani, da kuma UV mai cutarwa da sauran tarsashin rana. Sabo da haka ya fi dacewa a yi amfani da Madubin Kallon Rana, tare da bin ka'idoji da aka bayar a wannan umarni, domin kallon Rana a koyaushe. Babu wasu "tarsashin kisfewa" na musamman waƙanda zasu mayar da kallon Rana mai hadari ko marar hadari lokacin kisfewa.
- 7) **Wajibi ka yi amfani da Madubin Kallon Rana, ta yadda aka kwatanta a nan, domin kallon Rana lafiya a duk lokacin da WANI sashi na hasken kaskon Rana ya bayyana. Wannan gaskiya ne ga kowadanne irin lokuta na kisfewa (masu suna, "C2" da "C3" kamar yadda aka kwatanta a sama) da ka samu daga kowane irin tushe.**
- 8) Kada ka yi amfani da Madubin Kallon Rana da kowane irin madubin hangen nesa, tabarau, kyamara, gilashi, madubi, ko sauran kayayyakin da ake sakawa a ido ko na'urori da abubuwan da ke jawo haske ("Na'ura mai Sarrafa Haske").
- 9) Kada ka nuna irin waƙannan abubuwa masu jawo haske zuwa ga Rana, kuma kada ka kalli inuwar rana ta hanyar amfani da kowadanne abubuwa masu jawo haske waƙanda aka nunasu zuwa ga Rana, ko abinda yake tattarawa, mayar da hankali, ko canja mazaunin hasken Rana.
- 10) Kada ka bari dabbobi suyi amfani da Madubin Kallon Rana, ko wani wanda ke da matsala ta wani lokaci, baya iya karantawa, ganewa ko bin ka'idoji domin amfani da Madubin Kallon Rana lafiya, ko wanda bisa doka ba zai dauki alhaki na sakamakon aikinsa ba.
- 11) Domin amfani da Madubin Kallon Rana:
 


Riƙe Madubin Kallon Rana ta yadda gaba ɗaya zai zama tsakanin idanuwanka da kuma Rana, kuma ka kalli rana ta cikin Madubin Kallon Rana wanda ba shi da lahani, ka bar gilashin Madubin Kallon Rana a kowane lokaci gaba ɗaya tsakanin idanuwanka da kuma Rana. Idan Madubin Kallon Rana an yi shi ta yadda za a iya lankwasa shi kamar tabarau, zaka iya lankwasa shi sannan ka sanya Madubin Kallon Rana tamkar yadda kake saka tabarau. Kada ka kalli Rana kai tsaye lokacin da ba a sami cikakkiyar kisfewa ba (wato, lokutan da ke tsakanin C2 da C3 waƙanda zaka gani a taswirar da ke kasa, idan waƙannan lokuta sun dace da wurin da kake kallo), sai idan kana kallon ne ta cikin Madubinka na Kallon Rana wanda ba shi da lahani.
- 12) Kada ka yi amfani da wasu kaya ko wani abu, idan ba gilashin Madubin Kallon Rana ba wanda masu kerashi na ainihi suka saka, a matsayin tsaron idanu lokacin da kake yinkurin kallon Rana.
- 13) Idan kana da wata tambaya dangane da waƙannan umarni, tuntubi [Eclipse2017.org](http://Eclipse2017.org) a <http://tinyurl.com/viewer-questions>.



## 2) KOYI LOKUTA NA MUSAMMAN NA LAMARIN KISFEWA DOMIN INDA KAKE

Dangane da bayanin da aka bayar a <http://tinyurl.com/find-times> domin wurin da kake, cike wadannan maganganu:

*A wurin da nake, kisfear:*

















*(zagaye ɗaya)*

<p>Idan kisfear <b>CIKAKKIYA CE</b> a wurin da kake, bi umarnin da ke kunshe a</p> <p style="text-align: center;">“KISFEWAR <b>CIKAKKIYA CE</b> A WURIN DA NAKE”</p> <p style="text-align: center;"><a href="#"><u>sashi a kasa:</u></a></p>	<p>Idan kisfear <b>BA CIKAKKIYA BA CE</b> a wurin da kake, bi umarnin da ke kunshe a</p> <p style="text-align: center;">“KISFEWAR <b>BA CIKAKKIYA BA CE</b> A WURIN DA NAKE”</p> <p style="text-align: center;"><a href="#"><u>sashi a kasa:</u></a></p>
--	--

## **\*\* KISFEWAR CIKAKKIYA CE A INDA NAKE \*\***

Kana kwararon cikakkiya, kuma zaka ga wani lamari mai ban mamaki wanda bai cika afkuwa ba! Yana da matukar mahimmanci gareka ka tabbatar ko kisfewar cikakkiya ce a wurin da kake. Zaka iya yin haka ta duba lokutan da ka fuskanta a kasa, kuma domin babu bangaren hasken kaskon rana da ake gani lokacin cikakkiya.

- 1) Dangane da bayanin da aka bayar a <http://tinyurl.com/find-times> domin wurin da kake, rubuta lokuta a takaice na kowane lamarin kisfewa da aka jera a kasa (ka tabbata ka [daidaita lokuta](#) domin lokacin shiyyarka!):

<b>Kafin C1</b>	* Babu kisfewa *				<b>WAJIBI</b> ka yi amfani da Madubin Kallon Rana
<b>C1</b>	Wadda ba cikakkiya ba ta fara da:				<b>WAJIBI</b> ka yi amfani da Madubin Kallon Rana
<b>C2</b>	Cikakkita ta fara da:				<b>Bayan C2</b> , zaka iya duba da idanuwanka
<b>Kisfewa tsaka-tsaki</b>	Ta afku da:				<b>Zaka iya duba ba tare da Madubin Kallon Rana ba'!</b>
<b>C3</b>	Cikakkiya ta kare da:				Kuma <b>WAJIBI</b> ka yi amfani da Madubin Kallon Rana
<b>C4</b>	Wadda ba cikakkiya ba ta kare da:				<b>WAJIBI</b> ka yi amfani da Madubin Kallon Rana
<b>Bayan C4</b>	* Babu kisfewa *				<b>WAJIBI</b> ka yi amfani da Madubin Kallon Rana

- 2) Koda yake kana kwararon cikakkiya, WAJIBA ka ci gaba da amfani da Madubin Kallon Rana domin kallon Rana a koyausha kafin C2 ko bayan C3, lokacin da kishfwar ba cikakkiya ba ce.

- 3) Zaka iya duban Rana kai tsaye da idanuwanka (ba tare da amfani da Madubin Kallon Rana ba) KAWAI:
  - a. idan kifewar cikakkiya ce a wurin da kake (kana “cikin kwararo”), KUMA
  - b. a lokacin cikakkiya (a takaice lokacin da ya kama daga C2 zuwa C3 na wurin da kake wanda ka rubuta a sama, KUMA
  - c. **duk lokacin da Wata ya rufe hasken kaskon Rana BAKI DAYA.**

Hakifanin lokacin cikakkiya na iya bambanta kwarai ya danganta da ainihin wurin da kake, kuma wajibi ka gano kuma ka rubuta wadannan lokuta tunda farko. Lokutan da ka rubuta a sama hasashe ne!

- 4) Bugu da kari, duk lokutan da ka rubuta a jerin sama, ko ka tattara daga wata kafa daga waje, **wajibi a koyaushe ka kalli Rana ta amfani da Madubin Kallon Rana DUK LOKACIN DA WANI SASHI na hasken kaskon rana ya bayyana.**
- 5) Wadannan umarni na biye da bayani cikin zane wadanda zasu taimaka wajen fahimta.

---

***Wajibi ka karanta, ganewa, da kuma bin wadannan bayanai masu zuwa:***











**WAJIBI IN BI **DUK UMARNI** DANGANE DA AMFANI DA MADUBIN KALLON RANA, DOMIN AMFANI DA SHI LAFIYA.**

**IDAN WANI BANGARE NA HASKEN KASKON RANA YA NUNA, **WAJIBI** IN YI AMFANI DA MADUBIN KALLON RANA LOKACIN DA ZAN KALLI RANA.**

## **\*\* KISFEWA *BA CIKAKKIYA BA CE* A WURIN DA NAKE \*\***

Ba ka kwararon cikakkiya, kuma sabo da haka ba zaka ga kyawun cikakkiyar kisfewa ba. (Muna ba ka shawara mai karfi ka sauya wuri zuwa kwararon cikakkiya domin samun rabonka na wannan babban lamari!)

- 1) Dangane da bayanan da aka bayar a <http://tinyurl.com/find-times> domin wurin da kake, rubuta lokuta a takaice na kowane lamarin kisfewa da aka jera a kasa (ka tabbata ka [daidaita lokuta](#) domin lokacin shiyarka!):

<b>Kafin C1</b>	* Babu kisfewa *				<b>WAJIBI</b> ka yi amfani da Madubin Kallon Rana
<b>C1</b>	Wadda ba cikakkiya ba ta fara da:				<b>WAJIBI</b> ka yi amfani da Madubin Kallon Rana
<b>Kisfewa tsaka-tsaki</b>	Ta faru da:				<b>WAJIBI</b> ka yi amfani da Madubin Kallon Rana
<b>C4</b>	Wadda ba cikakkiya ba ta kare da:				<b>WAJIBI</b> ka yi amfani da Madubin Kallon Rana
<b>Bayan C4</b>	* Babu kisfewa *				<b>WAJIBI</b> ka yi amfani da Madubin Kallon Rana

(Lura cewa ba a jera lokutan C2 da C3 ba, tunda kishfwar ba cikakkiya ba ce a wurin da kake!)

- 2) Tunda kishfwar ba cikakkiya ba ce a inda kake, wajibi ne A KOYAUSHE ka yi amfani da Madubin Kallon Rana domin duban Rana. Kuma, muna baka shawara ka tafi kwararon cikakkiya. Ka tabbata ka tafi da Madubin Kallon Rana, sabo da ka dubi bangarorin kishfewa lafiya!
- 3) Wadannan umarni an hadasu tare da bayanai cikin zane domin taimakawa wajen fahimta.

**Wajibi ka karanta, ganewa, da kuma bin wadannan bayanai masu zuwa:**

**WAJIBI IN BI **DUK UMARNI** DANGANE DA AMFANI DA MADUBIN KALLON RANA, DOMIN AMFANI DA SHI LAFIYA.**

**WAJIBI NE **KOYAUSHE** IN YI AMFANI DA MADUBIN KALLON RANA LOKACIN DA ZAN KALLI RANA**